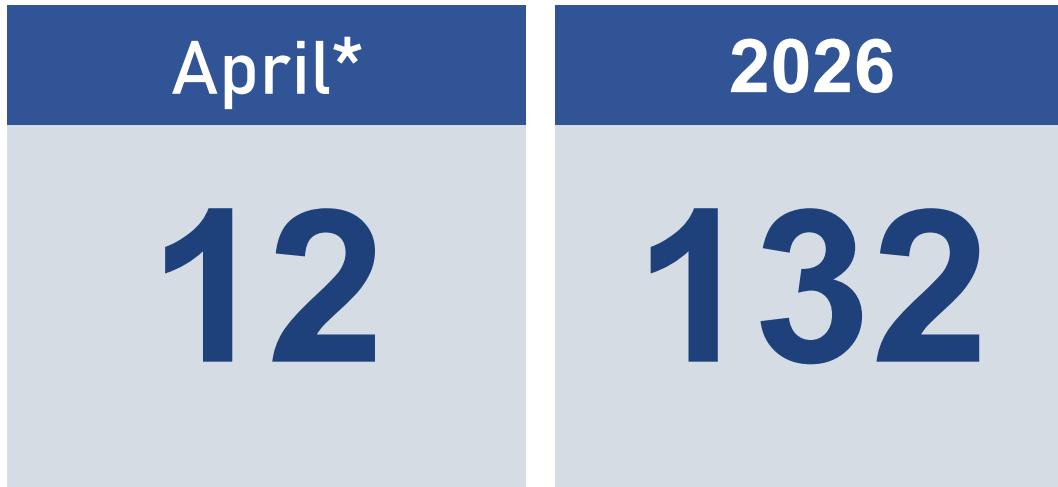


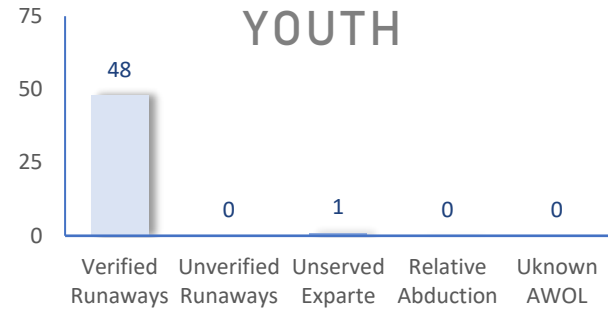
The following statistics show the status and demographics of absent Kansas foster youth and track DCF's successful recovery efforts.

## RECOVERED YOUTH

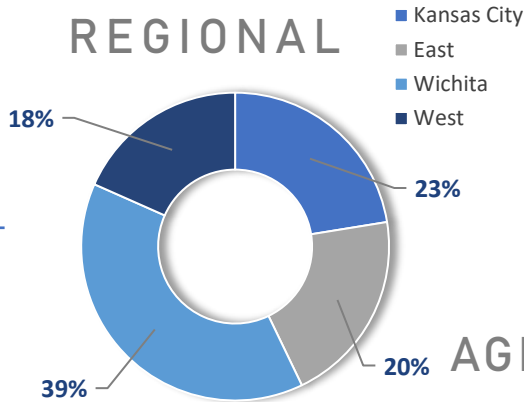


\*A youth may be recovered more than once per month.

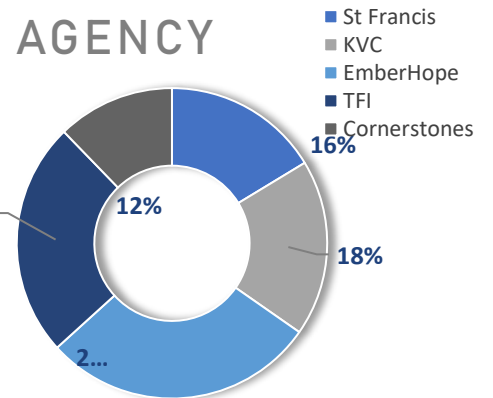
## CURRENT AWOL YOUTH



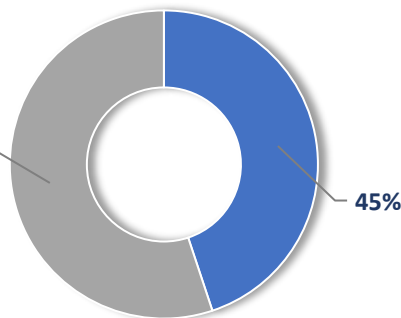
## REGIONAL



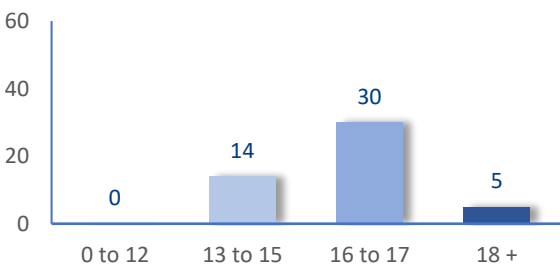
## AGENCY



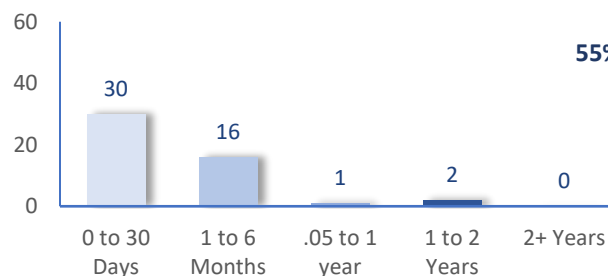
## GENDER



## AGE



## TIME



## DAILY AWOL YOUTH

# 2025

January		February		March		April	
DATE	# AWOL	DATE	# AWOL	DATE	# AWOL	DATE	# AWOL
2	44	2	33	2	36	1	51
5	46	3	32	3	36	2	47
6	50	4	32	4	40	3	49
7	46	5	31	5	38	6	50
8	43	6	30	6	37	7	49
9	40	9	30	9	40	8	
12	39	10	32	10	40	9	
13	38	11	32	11	39	10	
14	37	12	32	12	41	13	
15	36	13	33	13	40	14	
16	36	16	34	16	42	15	
20	36	17	33	17	44	16	
21	37	18	33	18	43	17	
22	38	19	33	19	45	20	
23	31	20	32	20	46	21	
26	34	23	34	23	47	22	
27	35	24	36	24	49	23	
28	35	25	37	25	51	24	
29	36	26	37	26	48	27	
30	32	27	37	27	48	28	
				30	45	29	
				31	48	30	